




The above are all three examples of natural anodized aluminium. The left image is an example of a plain, natural anodized louvre. This is also known as standard anodizing.

The other two images show combinations of untreated natural anodizing (left) and pre-treated natural anodizing (right). These pre-treatments are, from left to right, brushing and polishing. Brushing roughens up the surface. Polishing makes aluminium even more reflective than when it is just natural anodized.

Brushing or polishing is also possible in combination with the colours below.

BRONZE



BRASS



OLD COPPER




GOLD




COPPER



RED



OTHER



Please note; The above colours are an indication. A colour also appears differently on a screen than on aluminum.